

MSSAA Principals' Salary Survey 2015

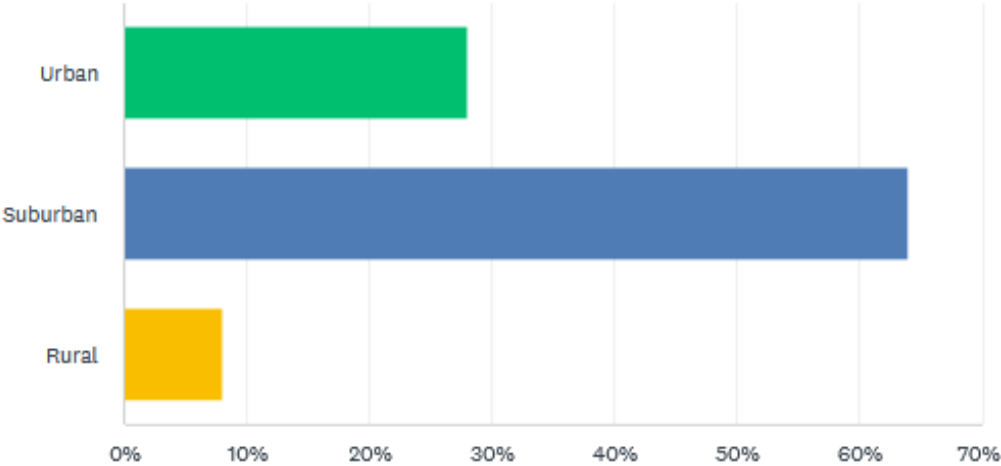
MSSAA Principals' Salary Survey 2015

Q1



Is your school considered

Answered: 25 Skipped: 0



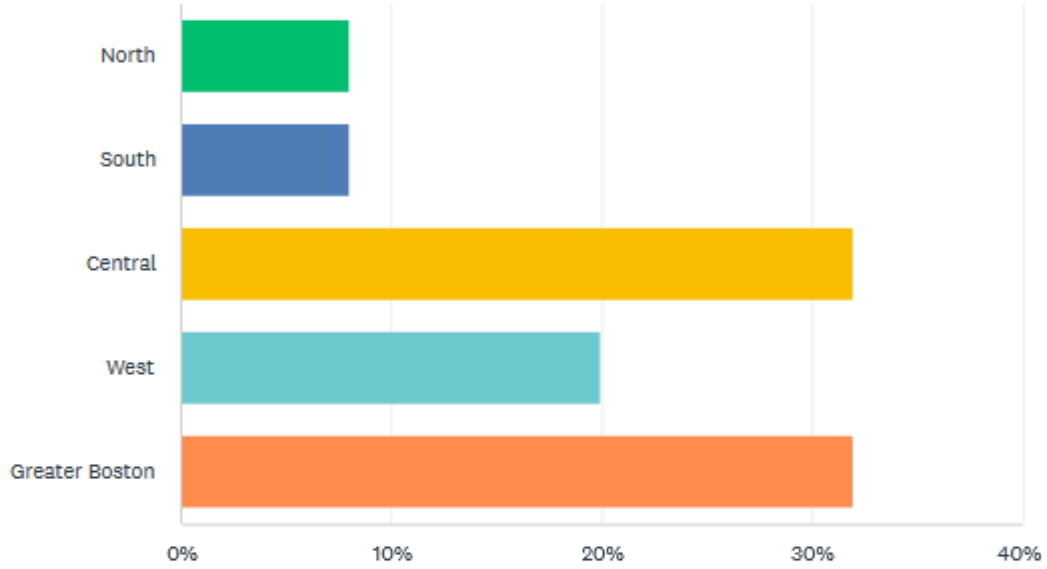
ANSWER CHOICES	RESPONSES	
Urban	28.00%	7
Suburban	64.00%	16
Rural	8.00%	2
TOTAL		25

Q2



In which region of the state do you work?

Answered: 25 Skipped: 0



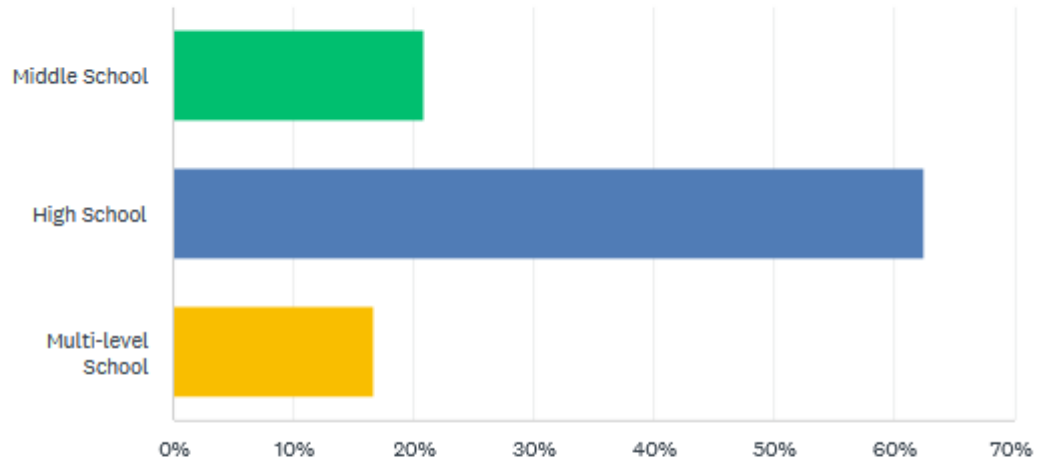
ANSWER CHOICES	RESPONSES	
North	8.00%	2
South	8.00%	2
Central	32.00%	8
West	20.00%	5
Greater Boston	32.00%	8
TOTAL		25

Q3



What level is your school?

Answered: 24 Skipped: 1



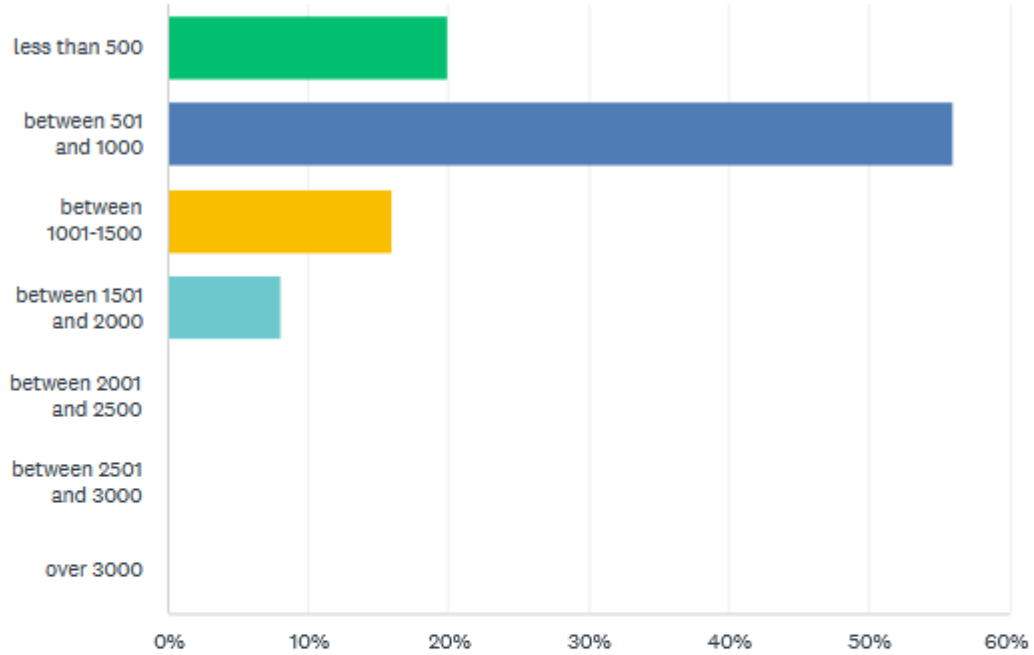
ANSWER CHOICES	RESPONSES	
Middle School	20.83%	5
High School	62.50%	15
Multi-level School	16.67%	4
TOTAL		24

Q4



How many students are enrolled in your school?

Answered: 25 Skipped: 0



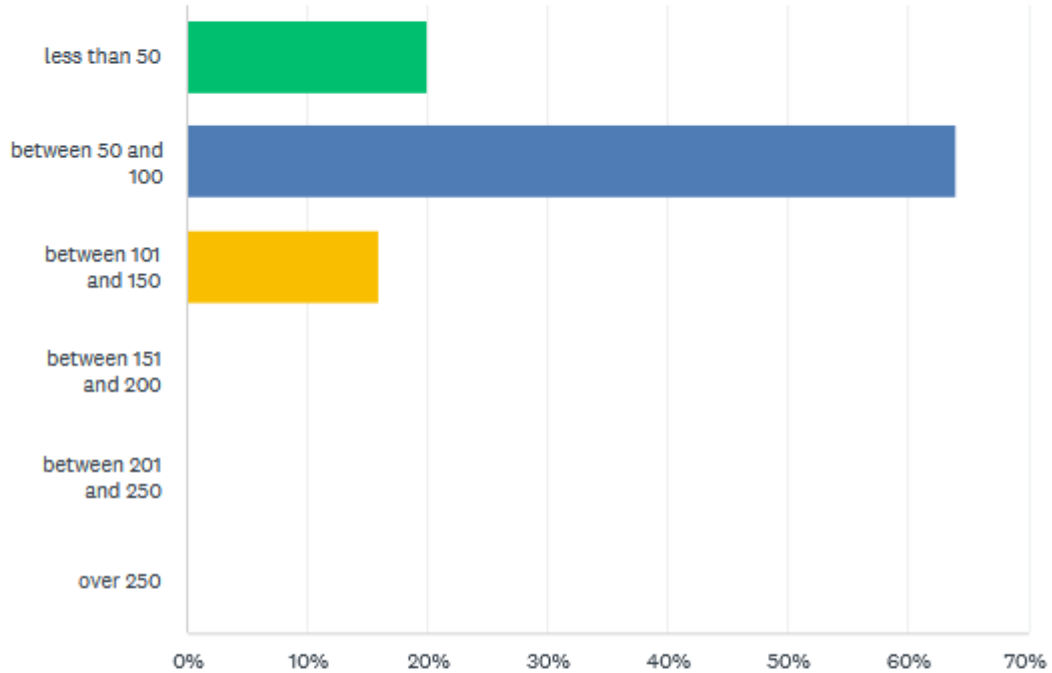
ANSWER CHOICES	RESPONSES	
less than 500	20.00%	5
between 501 and 1000	56.00%	14
between 1001-1500	16.00%	4
between 1501 and 2000	8.00%	2
between 2001 and 2500	0.00%	0
between 2501 and 3000	0.00%	0
over 3000	0.00%	0
TOTAL		25

Q5



How many teachers work at your school?

Answered: 25 Skipped: 0



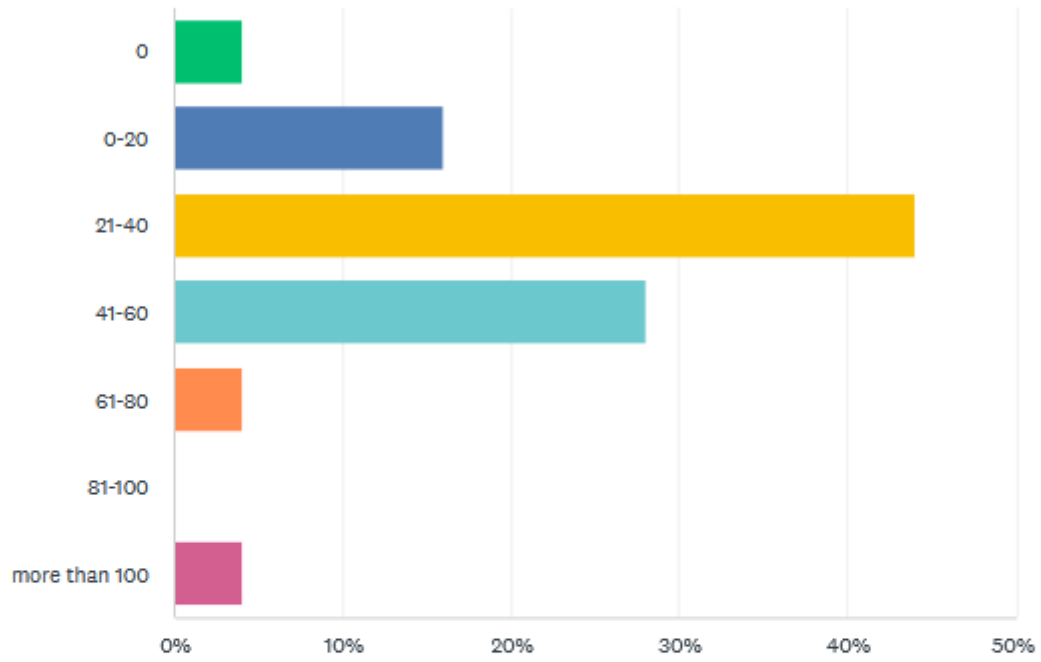
ANSWER CHOICES	RESPONSES	
less than 50	20.00%	5
between 50 and 100	64.00%	16
between 101 and 150	16.00%	4
between 151 and 200	0.00%	0
between 201 and 250	0.00%	0
over 250	0.00%	0
TOTAL		25

Q6



For how many teachers are you the primary evaluator?

Answered: 25 Skipped: 0

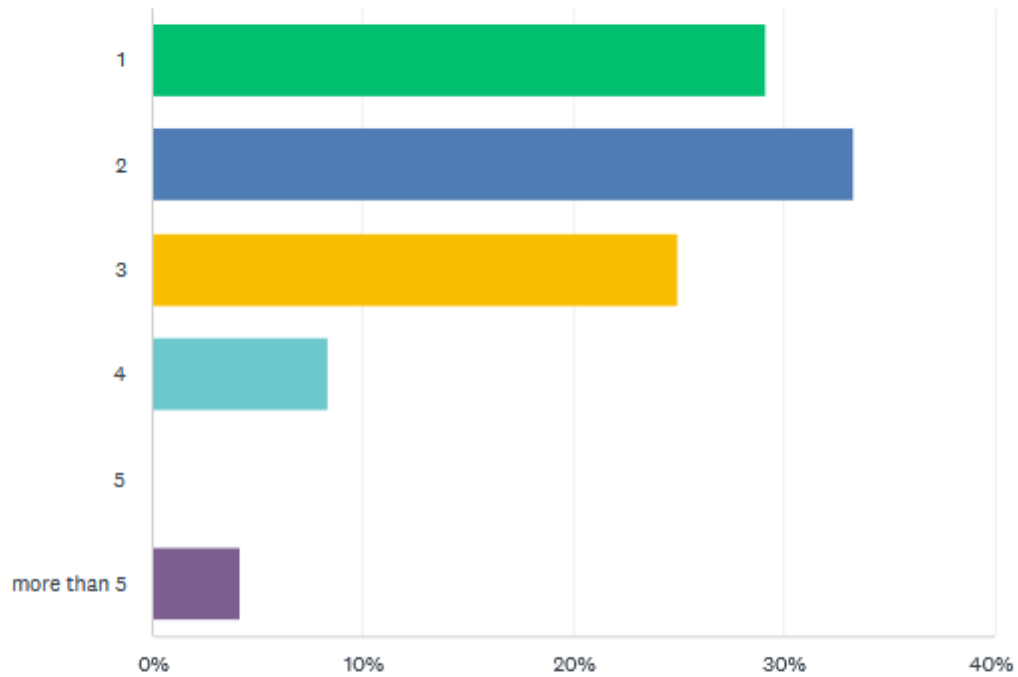


ANSWER CHOICES	RESPONSES	
0	4.00%	1
0-20	16.00%	4
21-40	44.00%	11
41-60	28.00%	7
61-80	4.00%	1
81-100	0.00%	0
more than 100	4.00%	1
TOTAL		25



How many assistant principals, deans or other full time administrators report to you?

Answered: 24 Skipped: 1



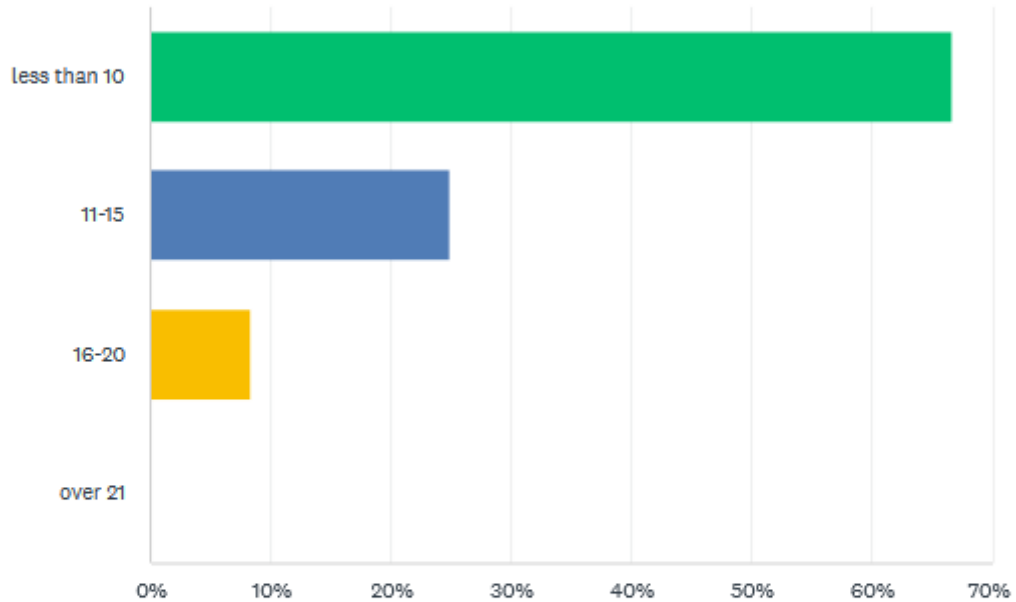
ANSWER CHOICES	RESPONSES	
1	29.17%	7
2	33.33%	8
3	25.00%	6
4	8.33%	2
5	0.00%	0
more than 5	4.17%	1
TOTAL		24

Q8



For how many administrators, department/heads/curriculum supervisors are you the primary evaluator?

Answered: 24 Skipped: 1



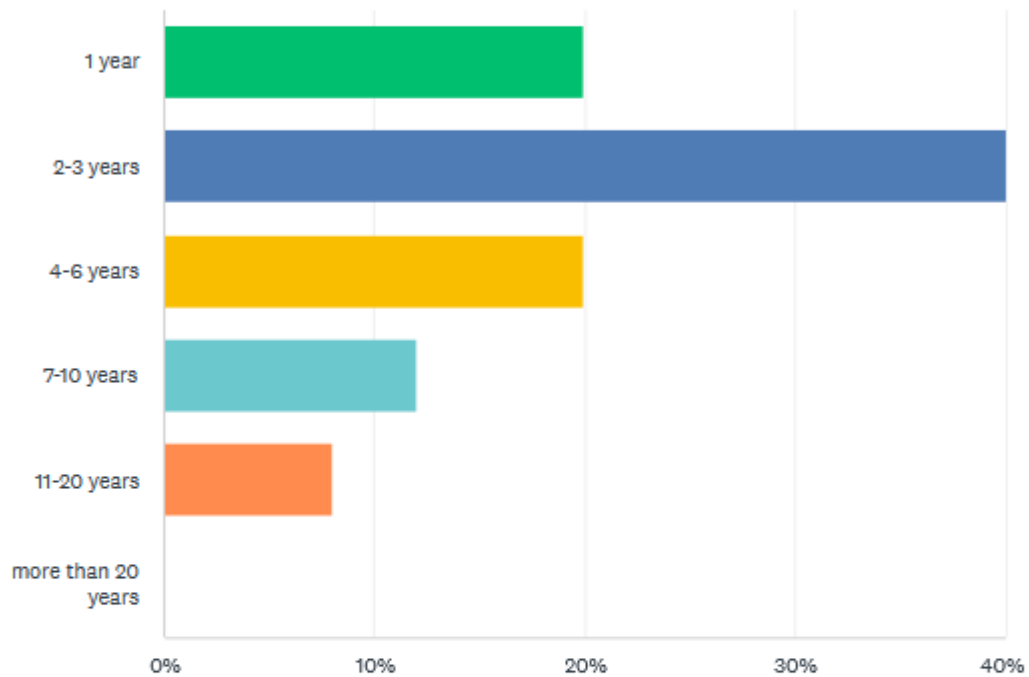
ANSWER CHOICES	RESPONSES	
less than 10	66.67%	16
11-15	25.00%	6
16-20	8.33%	2
over 21	0.00%	0
TOTAL		24

Q9



How long have you been the principal of the school where you currently work?

Answered: 25 Skipped: 0



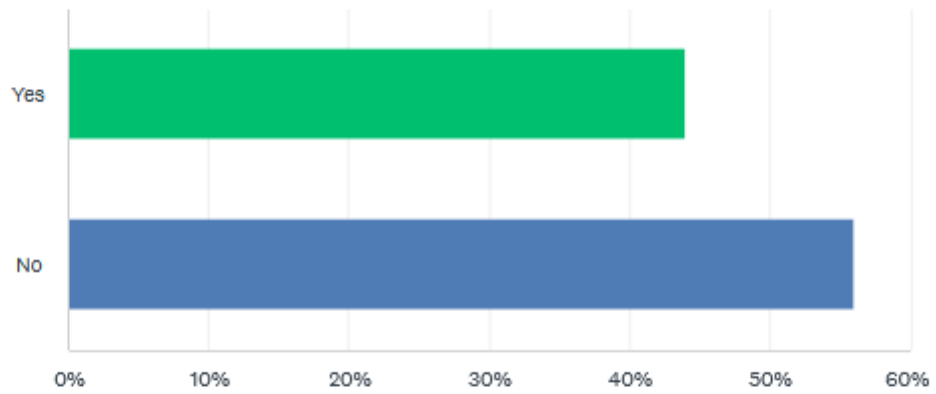
ANSWER CHOICES	RESPONSES	
1 year	20.00%	5
2-3 years	40.00%	10
4-6 years	20.00%	5
7-10 years	12.00%	3
11-20 years	8.00%	2
more than 20 years	0.00%	0
TOTAL		25

Q10



Have you worked as a principal in any other schools?

Answered: 25 Skipped: 0



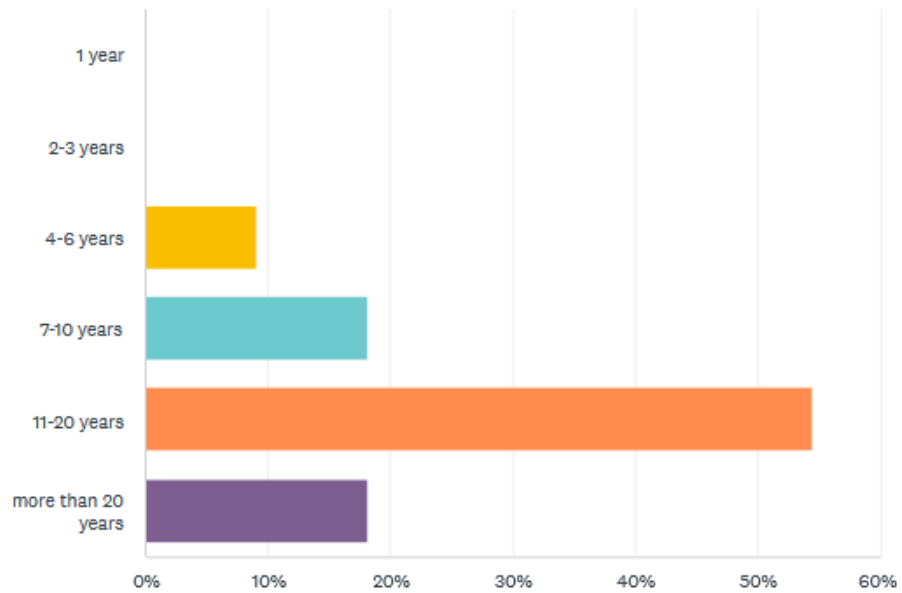
ANSWER CHOICES	RESPONSES	
Yes	44.00%	11
No	56.00%	14
TOTAL		25

Q11



How many years have you worked as a principal in total?

Answered: 11 Skipped: 14



ANSWER CHOICES	RESPONSES
1 year	0.00% 0
2-3 years	0.00% 0
4-6 years	9.09% 1
7-10 years	18.18% 2
11-20 years	54.55% 6
more than 20 years	18.18% 2
TOTAL	11

Q12



Work days, answer either A or B.

Answered: 23 Skipped: 2

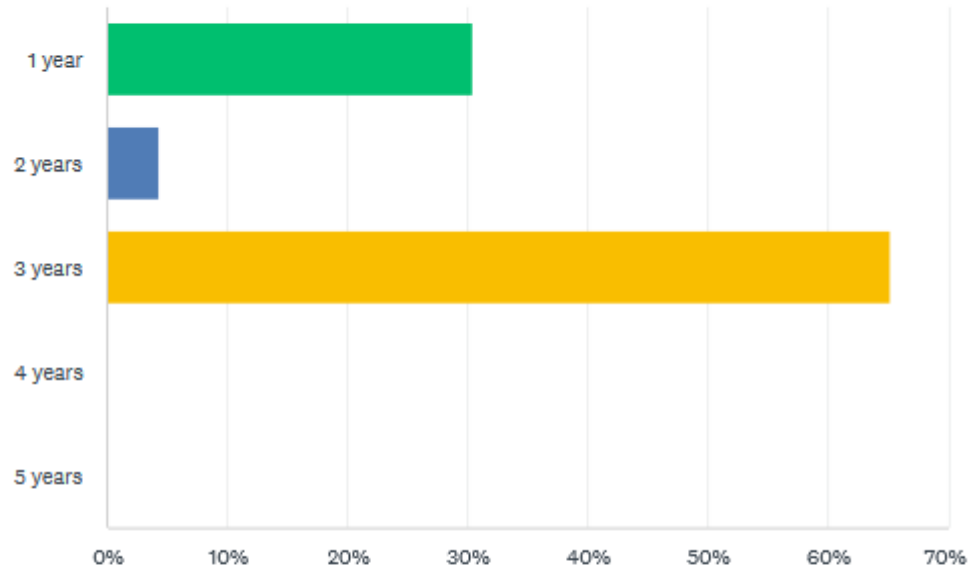
ANSWER CHOICES	RESPONSES
A. If you have a 12 month contract, how many vacation days are you allowed per year?	86.96% 20
B. If you have something other than a 12 month contract, how many work days does your contract specify?	13.04% 3

Q13



How many years is your current contract?

Answered: 23 Skipped: 2



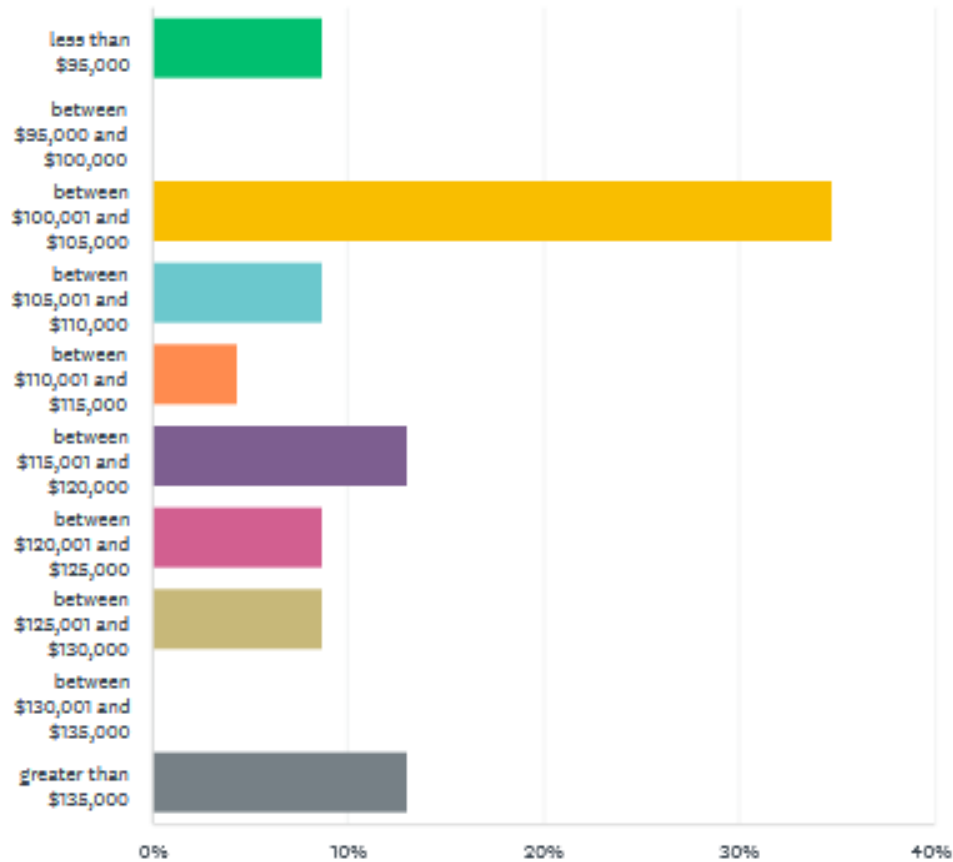
ANSWER CHOICES	RESPONSES	
1 year	30.43%	7
2 years	4.35%	1
3 years	65.22%	15
4 years	0.00%	0
5 years	0.00%	0
TOTAL		23

Q14



What is your annual salary?

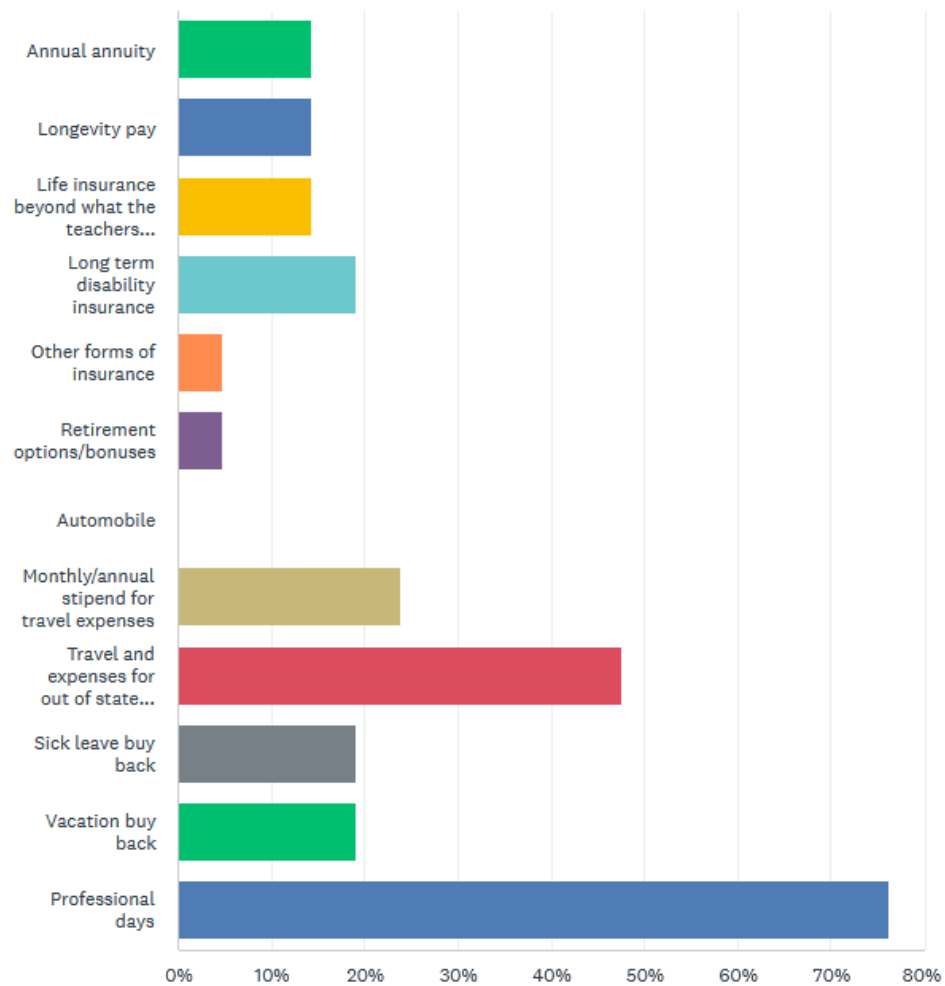
Answered: 23 Skipped: 2



ANSWER CHOICES	RESPONSES	
less than \$95,000	8.70%	2
between \$95,000 and \$100,000	0.00%	0
between \$100,001 and \$105,000	34.78%	8
between \$105,001 and \$110,000	8.70%	2
between \$110,001 and \$115,000	4.35%	1
between \$115,001 and \$120,000	13.04%	3
between \$120,001 and \$125,000	8.70%	2
between \$125,001 and \$130,000	8.70%	2
between \$130,001 and \$135,000	0.00%	0
greater than \$135,000	13.04%	3
TOTAL		23

Please check any of the following compensations or benefits that you also receive:

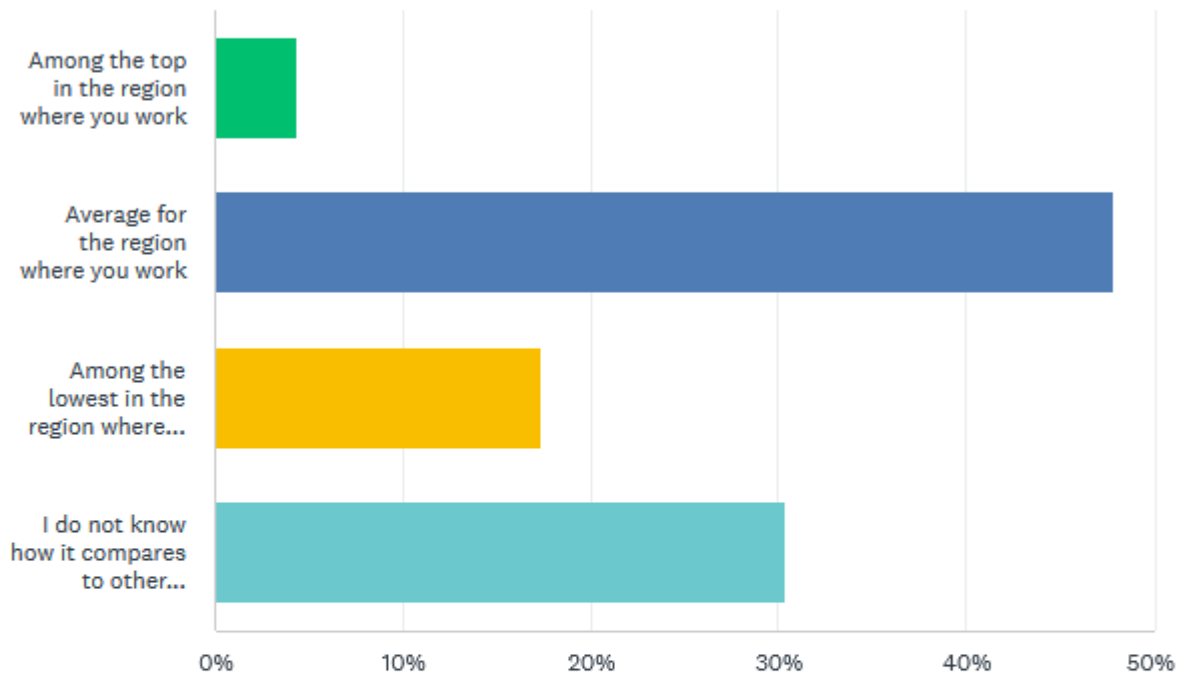
Answered: 21 Skipped: 4



ANSWER CHOICES	RESPONSES
Annual annuity	14.29% 3
Longevity pay	14.29% 3
Life insurance beyond what the teachers receive	14.29% 3
Long term disability insurance	19.05% 4
Other forms of insurance	4.76% 1
Retirement options/bonuses	4.76% 1
Automobile	0.00% 0
Monthly/annual stipend for travel expenses	23.81% 5
Travel and expenses for out of state conferences	47.62% 10
Sick leave buy back	19.05% 4
Vacation buy back	19.05% 4
Professional days	76.19% 16
Total Respondents: 21	

How would you describe your total compensation package?

Answered: 23 Skipped: 2



ANSWER CHOICES	RESPONSES	
Among the top in the region where you work	4.35%	1
Average for the region where you work	47.83%	11
Among the lowest in the region where you work	17.39%	4
I do not know how it compares to other principals	30.43%	7
TOTAL		23