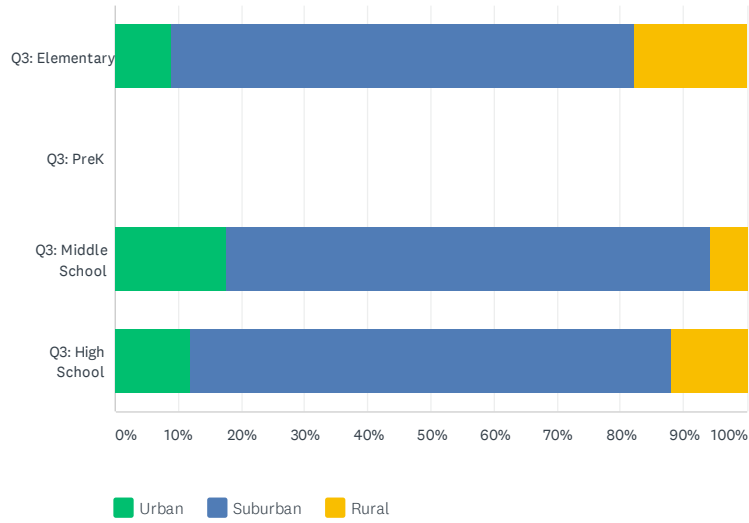


Q1 Is your school considered

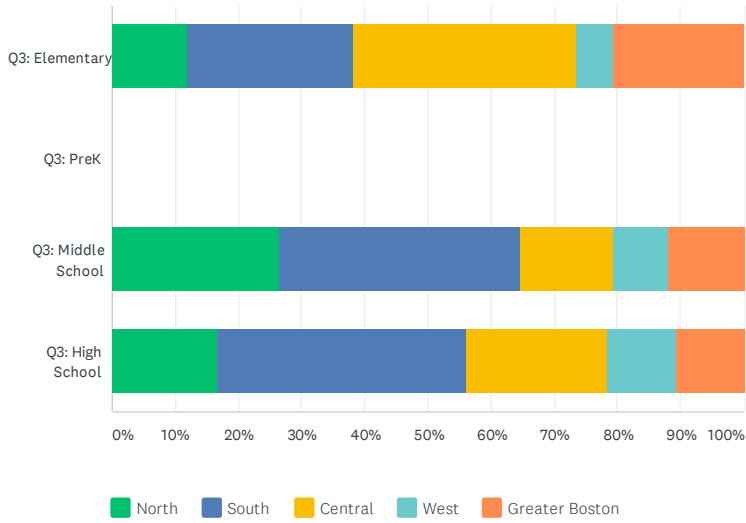
Answered: 153 Skipped: 0



	URBAN	SUBURBAN	RURAL	TOTAL
Q3: Elementary	8.82% 3	73.53% 25	17.65% 6	22.22% 34
Q3: PreK	0.00% 0	0.00% 0	0.00% 0	0.00% 0
Q3: Middle School	17.65% 6	76.47% 26	5.88% 2	22.22% 34
Q3: High School	11.76% 10	76.47% 65	11.76% 10	55.56% 85
Total Respondents	19	116	18	153

Q2 In which region of the state do you work?

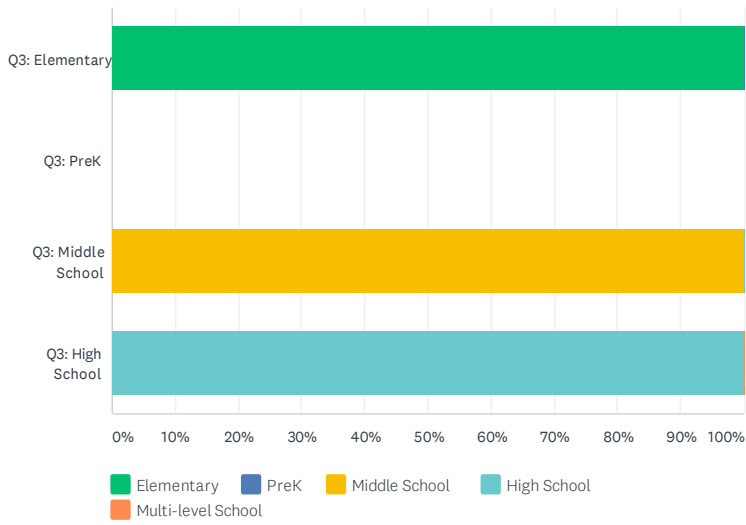
Answered: 152 Skipped: 1



	NORTH	SOUTH	CENTRAL	WEST	GREATER BOSTON	TOTAL
Q3: Elementary	11.76% 4	26.47% 9	35.29% 12	5.88% 2	20.59% 7	22.37% 34
Q3: PreK	0.00% 0	0.00% 0	0.00% 0	0.00% 0	0.00% 0	0.00% 0
Q3: Middle School	26.47% 9	38.24% 13	14.71% 5	8.82% 3	11.76% 4	22.37% 34
Q3: High School	16.67% 14	39.29% 33	22.62% 19	10.71% 9	10.71% 9	55.26% 84
Total Respondents	27	55	36	14	20	152

Q3 What level is your school?

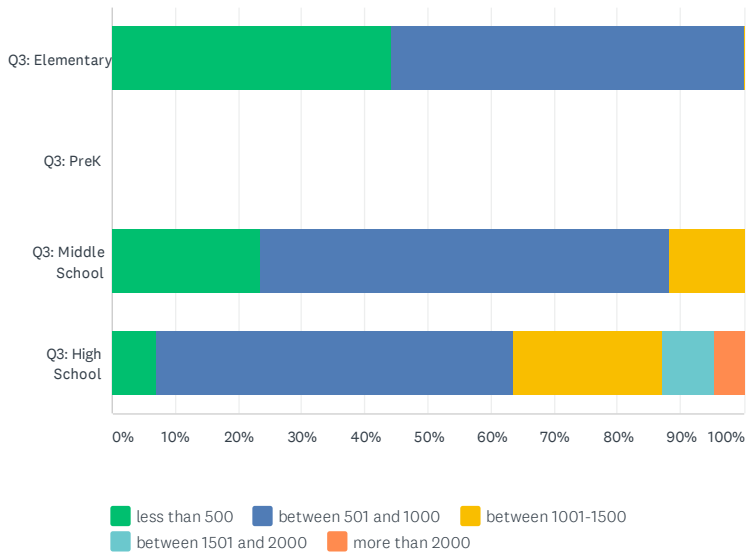
Answered: 153 Skipped: 0



	ELEMENTARY	PREK	MIDDLE SCHOOL	HIGH SCHOOL	MULTI-LEVEL SCHOOL	TOTAL
Q3: Elementary	100.00% 34	0.00% 0	0.00% 0	0.00% 0	0.00% 0	22.22% 34
Q3: PreK	0.00% 0	0.00% 0	0.00% 0	0.00% 0	0.00% 0	0.00% 0
Q3: Middle School	0.00% 0	0.00% 0	100.00% 34	0.00% 0	0.00% 0	22.22% 34
Q3: High School	0.00% 0	0.00% 0	0.00% 0	100.00% 85	0.00% 0	55.56% 85
Total Respondents	34	0	34	85	0	153

Q4 How many students are enrolled in your school?

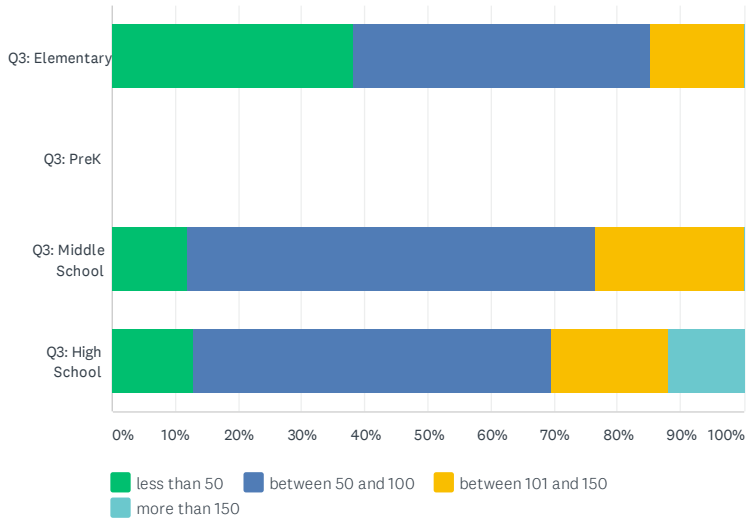
Answered: 153 Skipped: 0



	LESS THAN 500	BETWEEN 501 AND 1000	BETWEEN 1001-1500	BETWEEN 1501 AND 2000	MORE THAN 2000	TOTAL
Q3: Elementary	44.12% 15	55.88% 19	0.00% 0	0.00% 0	0.00% 0	22.22% 34
Q3: PreK	0.00% 0	0.00% 0	0.00% 0	0.00% 0	0.00% 0	0.00% 0
Q3: Middle School	23.53% 8	64.71% 22	11.76% 4	0.00% 0	0.00% 0	22.22% 34
Q3: High School	7.06% 6	56.47% 48	23.53% 20	8.24% 7	4.71% 4	55.56% 85
Total Respondents	29	89	24	7	4	153

Q5 How many teachers work at your school?

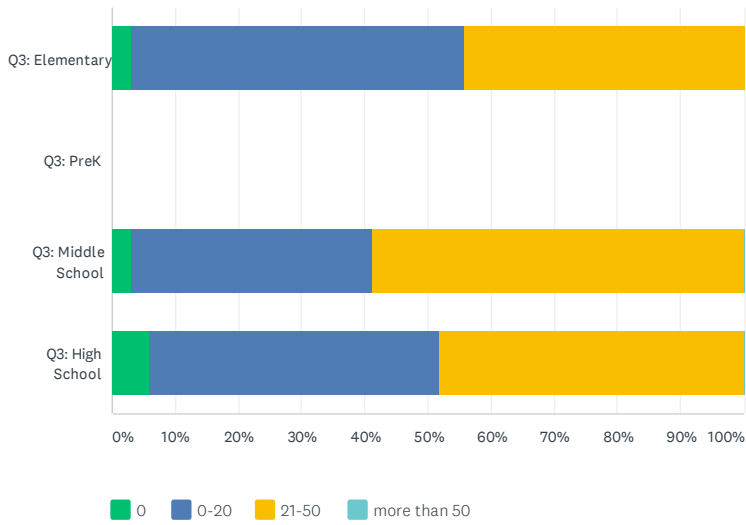
Answered: 153 Skipped: 0



	LESS THAN 50	BETWEEN 50 AND 100	BETWEEN 101 AND 150	MORE THAN 150	TOTAL
Q3: Elementary	38.24% 13	47.06% 16	14.71% 5	0.00% 0	22.22% 34
Q3: PreK	0.00% 0	0.00% 0	0.00% 0	0.00% 0	0.00% 0
Q3: Middle School	11.76% 4	64.71% 22	23.53% 8	0.00% 0	22.22% 34
Q3: High School	12.94% 11	56.47% 48	18.82% 16	11.76% 10	55.56% 85
Total Respondents	28	86	29	10	153

Q6 For how many teachers are you the primary evaluator?

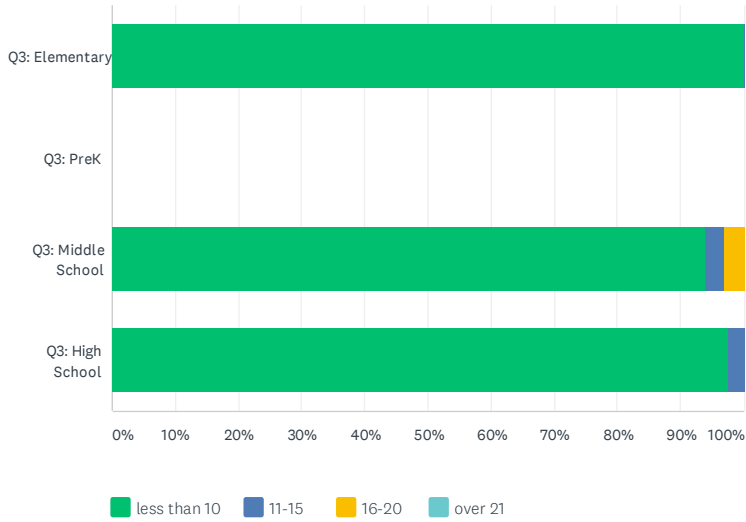
Answered: 153 Skipped: 0



	0	0-20	21-50	MORE THAN 50	TOTAL
Q3: Elementary	2.94% 1	52.94% 18	44.12% 15	0.00% 0	22.22% 34
Q3: PreK	0.00% 0	0.00% 0	0.00% 0	0.00% 0	0.00% 0
Q3: Middle School	2.94% 1	38.24% 13	58.82% 20	0.00% 0	22.22% 34
Q3: High School	5.88% 5	45.88% 39	48.24% 41	0.00% 0	55.56% 85
Total Respondents	7	70	76	0	153

Q7 For how many administrators, department/heads/curriculum supervisors are you the primary evaluator?

Answered: 148 Skipped: 5

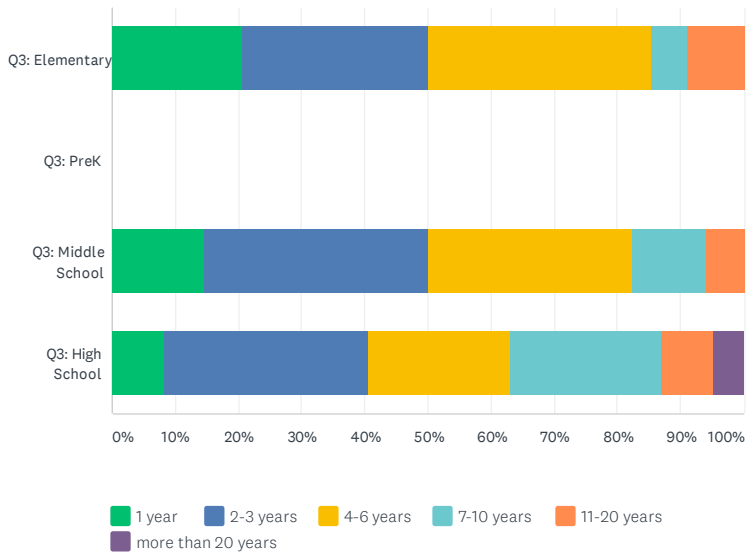


	LESS THAN 10	11-15	16-20	OVER 21	TOTAL
Q3: Elementary	100.00% 33	0.00% 0	0.00% 0	0.00% 0	22.30% 33
Q3: PreK	0.00% 0	0.00% 0	0.00% 0	0.00% 0	0.00% 0
Q3: Middle School	93.94% 31	3.03% 1	3.03% 1	0.00% 0	22.30% 33
Q3: High School	97.56% 80	2.44% 2	0.00% 0	0.00% 0	55.41% 82
Total Respondents	144	3	1	0	148

MCAA Assistant Principals' Salary Survey 2020

Q8 How long have you been the assistant principal of the school where you currently work?

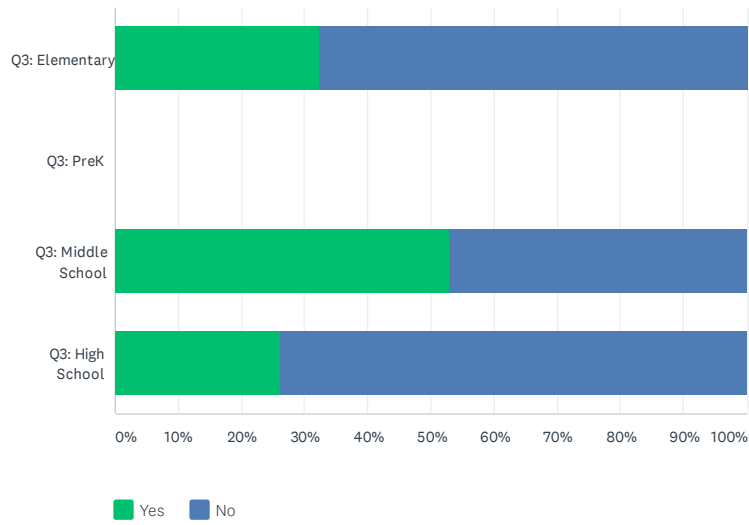
Answered: 152 Skipped: 1



	1 YEAR	2-3 YEARS	4-6 YEARS	7-10 YEARS	11-20 YEARS	MORE THAN 20 YEARS	TOTAL
Q3: Elementary	20.59% 7	29.41% 10	35.29% 12	5.88% 2	8.82% 3	0.00% 0	22.37% 34
Q3: PreK	0.00% 0	0.00% 0	0.00% 0	0.00% 0	0.00% 0	0.00% 0	0.00% 0
Q3: Middle School	14.71% 5	35.29% 12	32.35% 11	11.76% 4	5.88% 2	0.00% 0	22.37% 34
Q3: High School	8.33% 7	32.14% 27	22.62% 19	23.81% 20	8.33% 7	4.76% 4	55.26% 84
Total Respondents	19	49	42	26	12	4	152

Q9 Have you worked as an assistant principal in any other schools?

Answered: 152 Skipped: 1

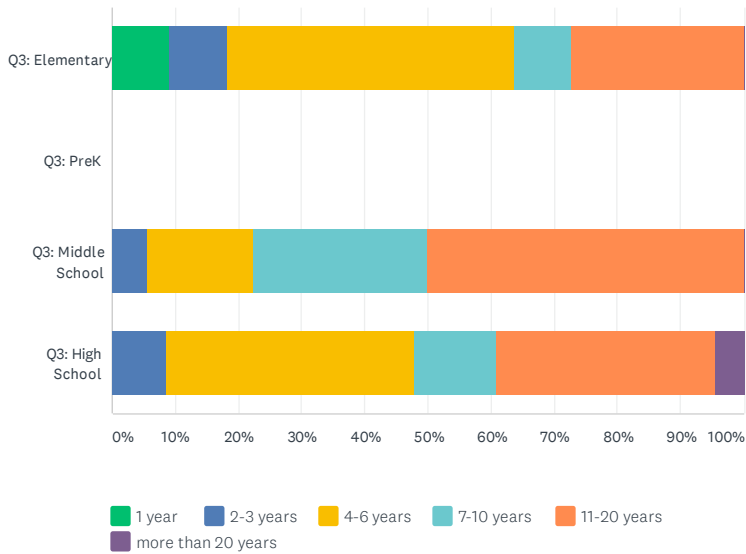


	YES	NO	TOTAL
Q3: Elementary	32.35% 11	67.65% 23	22.37% 34
Q3: PreK	0.00% 0	0.00% 0	0.00% 0
Q3: Middle School	52.94% 18	47.06% 16	22.37% 34
Q3: High School	26.19% 22	73.81% 62	55.26% 84
Total Respondents	51	101	152

MCAA Assistant Principals' Salary Survey 2020

Q10 How many years have you worked as an assistant principal in total?

Answered: 52 Skipped: 101



	1 YEAR	2-3 YEARS	4-6 YEARS	7-10 YEARS	11-20 YEARS	MORE THAN 20 YEARS	TOTAL
Q3: Elementary	9.09% 1	9.09% 1	45.45% 5	9.09% 1	27.27% 3	0.00% 0	21.15% 11
Q3: PreK	0.00% 0	0.00% 0	0.00% 0	0.00% 0	0.00% 0	0.00% 0	0.00% 0
Q3: Middle School	0.00% 0	5.56% 1	16.67% 3	27.78% 5	50.00% 9	0.00% 0	34.62% 18
Q3: High School	0.00% 0	8.70% 2	39.13% 9	13.04% 3	34.78% 8	4.35% 1	44.23% 23
Total Respondents	1	4	17	9	20	1	52

MSAA Assistant Principals' Salary Survey 2020

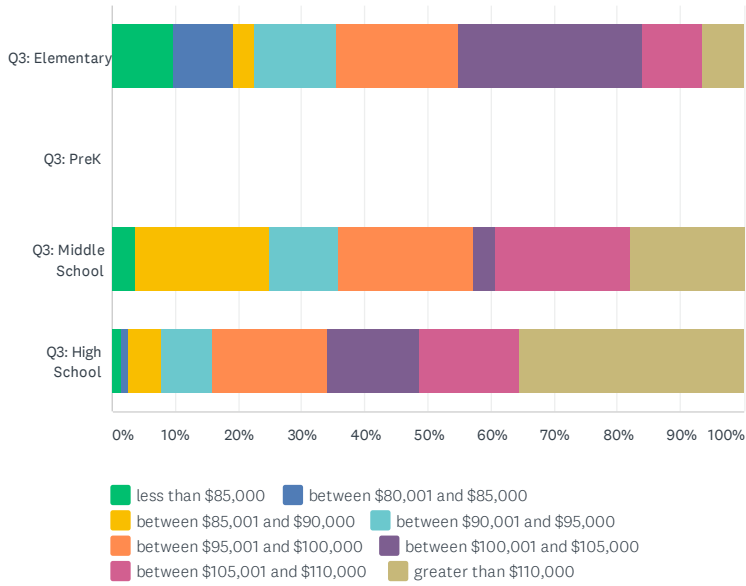
Q11 How many work days does your contract specify? Answer A or B please.

Answered: 135 Skipped: 18

	A. IF YOU HAVE A 12 MONTH CONTRACT, HOW MANY VACATION DAYS ARE YOU ALLOWED PER YEAR?	B. IF YOU HAVE SOMETHING OTHER THAN A 12 MONTH CONTRACT, HOW MANY WORK DAYS DOES YOUR AGREEMENT SPECIFY?	TOTAL
Q3: Elementary	29.03% 9	70.97% 22	22.96% 31
Q3: PreK	0.00% 0	0.00% 0	0.00% 0
Q3: Middle School	50.00% 14	50.00% 14	20.74% 28
Q3: High School	46.05% 35	53.95% 41	56.30% 76
Total Respondents	58	77	135

Q12 What is your annual salary?

Answered: 135 Skipped: 18

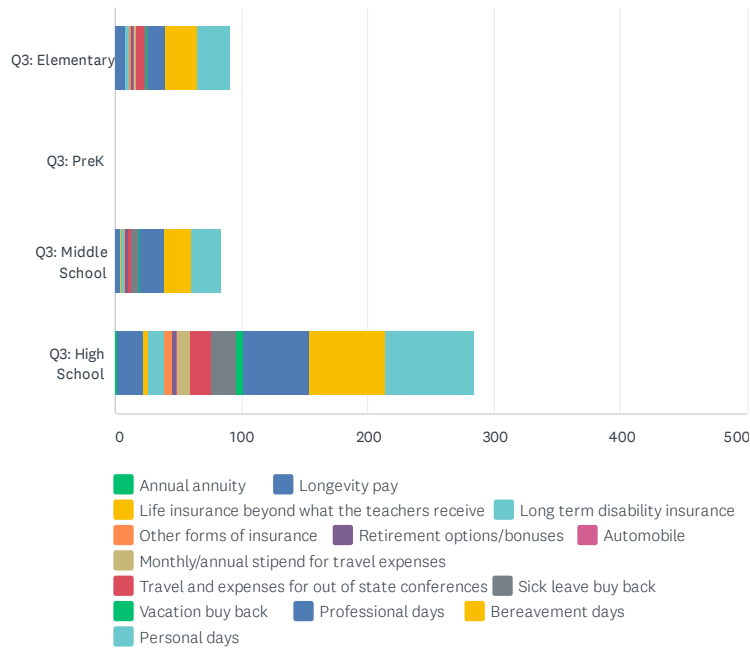


	LESS THAN \$85,000	BETWEEN \$80,001 AND \$85,000	BETWEEN \$85,001 AND \$90,000	BETWEEN \$90,001 AND \$95,000	BETWEEN \$95,001 AND \$100,000	BETWEEN \$100,001 AND \$105,000	BETWEEN \$105,001 AND \$110,000	GREATER THAN \$110,000	TOTAL
Q3: Elementary	9.68% 3	9.68% 3	3.23% 1	12.90% 4	19.35% 6	29.03% 9	9.68% 3	6.45% 2	22.96% 31
Q3: PreK	0.00% 0	0.00% 0	0.00% 0	0.00% 0	0.00% 0	0.00% 0	0.00% 0	0.00% 0	0.00% 0
Q3: Middle School	3.57% 1	0.00% 0	21.43% 6	10.71% 3	21.43% 6	3.57% 1	21.43% 6	17.86% 5	20.74% 28
Q3: High School	1.32% 1	1.32% 1	5.26% 4	7.89% 6	18.42% 14	14.47% 11	15.79% 12	35.53% 27	56.30% 76
Total Respondents	5	4	11	13	26	21	21	34	135

MSSA Assistant Principals' Salary Survey 2020

Q13 Please check any of the following compensations or benefits that you also receive:

Answered: 125 Skipped: 28

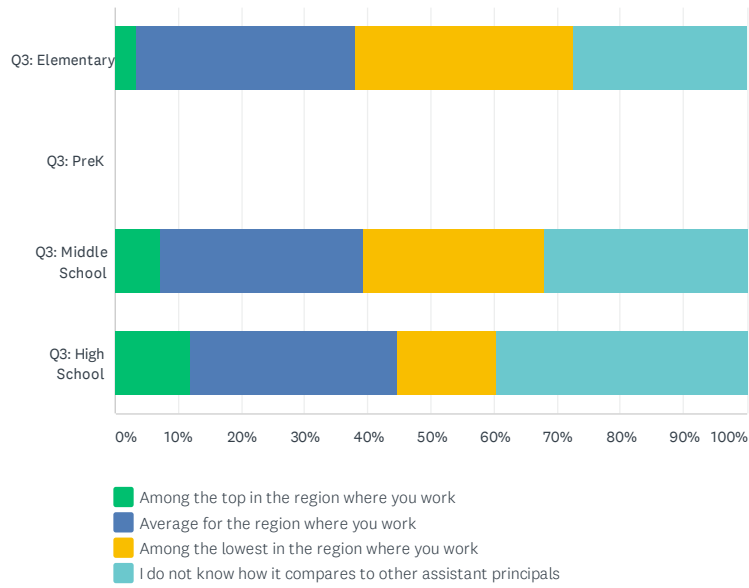


	ANNUAL ANNUITY	LONGEVITY PAY	LIFE INSURANCE BEYOND WHAT THE TEACHERS RECEIVE	LONG TERM DISABILITY INSURANCE	OTHER FORMS OF INSURANCE	RETIREMENT OPTIONS/BONUSES	AUTOMOBILE	MONTHLY/ANNUAL STIPEND FOR TRAVEL EXPENSES	TRAVEL AND EXPENSES FOR OUT OF STATE CONFERENCES
Q3: Elementary	0.00% 0	29.63% 8	0.00% 0	11.11% 3	7.41% 2	3.70% 1	3.70% 1	7.41% 2	22.22% 6
Q3: PreK	0.00% 0	0.00% 0	0.00% 0	0.00% 0	0.00% 0	0.00% 0	0.00% 0	0.00% 0	0.00% 0
Q3: Middle School	0.00% 0	15.38% 4	3.85% 1	7.69% 2	3.85% 1	7.69% 2	0.00% 0	0.00% 0	11.54% 3
Q3: High School	2.78% 2	27.78% 20	5.56% 4	18.06% 13	8.33% 6	4.17% 3	1.39% 1	13.89% 10	23.61% 17
Total Respondents	2	32	5	18	9	6	2	12	26

MCAA Assistant Principals' Salary Survey 2020

Q14 How would you describe your total compensation package?

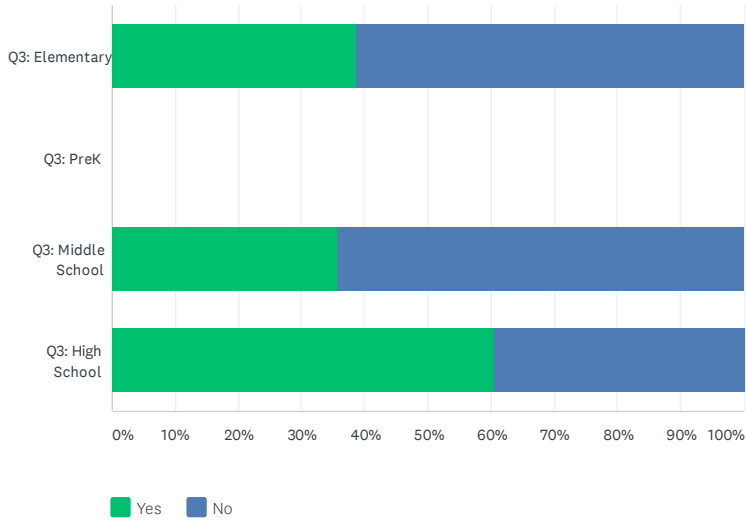
Answered: 133 Skipped: 20



	AMONG THE TOP IN THE REGION WHERE YOU WORK	AVERAGE FOR THE REGION WHERE YOU WORK	AMONG THE LOWEST IN THE REGION WHERE YOU WORK	I DO NOT KNOW HOW IT COMPARES TO OTHER ASSISTANT PRINCIPALS	TOTAL
Q3: Elementary	3.45% 1	34.48% 10	34.48% 10	27.59% 8	21.80% 29
Q3: PreK	0.00% 0	0.00% 0	0.00% 0	0.00% 0	0.00% 0
Q3: Middle School	7.14% 2	32.14% 9	28.57% 8	32.14% 9	21.05% 28
Q3: High School	11.84% 9	32.89% 25	15.79% 12	39.47% 30	57.14% 76
Total Respondents	12	44	30	47	133

Q15 Would you be willing to talk to other assistant principals about your contract and working conditions?

Answered: 135 Skipped: 18



	YES	NO	TOTAL
Q3: Elementary	38.71% 12	61.29% 19	22.96% 31
Q3: PreK	0.00% 0	0.00% 0	0.00% 0
Q3: Middle School	35.71% 10	64.29% 18	20.74% 28
Q3: High School	60.53% 46	39.47% 30	56.30% 76
Total Respondents	68	67	135

Q16 Please consider sharing a copy of your contract.

Answered: 4 Skipped: 149

	PLEASE CONSIDER SHARING A COPY OF YOUR CONTRACT.		TOTAL
Q3: Elementary		100.00% 2	50.00% 2
Q3: PreK		0.00% 0	0.00% 0
Q3: Middle School		0.00% 0	0.00% 0
Q3: High School		100.00% 2	50.00% 2
Total Respondents	4		4

MSAA Assistant Principals' Salary Survey 2020

Q17 If yes

Answered: 58 Skipped: 95

	NAME	SCHOOL	EMAIL ADDRESS	TOTAL
Q3: Elementary	100.00% 7	85.71% 6	85.71% 6	32.76% 19
Q3: PreK	0.00% 0	0.00% 0	0.00% 0	0.00% 0
Q3: Middle School	100.00% 10	90.00% 9	90.00% 9	48.28% 28
Q3: High School	97.56% 40	97.56% 40	97.56% 40	206.90% 120
Total Respondents	57	55	55	58

Q18 Please consider sharing a copy of your contract.

Answered: 2 Skipped: 151

	PLEASE CONSIDER SHARING A COPY OF YOUR CONTRACT.		TOTAL
Q3: Elementary		0.00% 0	0.00% 0
Q3: PreK		0.00% 0	0.00% 0
Q3: Middle School		0.00% 0	0.00% 0
Q3: High School		100.00% 2	100.00% 2
Total Respondents	2		2